


	Project Description	Assessment
Week 1	<b>Clipper Ships</b>	
	<p>Students will identify the elements of color, line, space and form and the organizing principles of proportion, movement in artworks depicting clipper ships. They will study pictures of clipper ships and the role they played in American history when looking at the lithograph prints of Currier and Ives, Students will use watercolor to paint this project.</p> 	<p>1-How has the artist used the space of the paper? Does the ship fill up the space or is it off in the distance? Is the artist most concerned with the ship or with the space around it?</p> <p>2-How well or accurately do you think the ship is drawn? Does it look real?</p> <p>3-Is there movement in the picture? How has the artist created it?</p>
Week 2	<b>Sunflowers</b>	
	<p>Students will carefully observe a still life of sunflowers focusing on the lines, shapes, colors and textures of petals, flower center, leaves and stems, Students will study the painting <i>Sunflowers</i> by Vincent van Gogh.</p>	<p>1-Has the student looked carefully at the still life? How can you tell?</p> <p>2- Has the student varied he colors and color values to create contrast and interest?</p> <p>3- Did the student overlap shapes?</p>

Students will use watercolor and wax crayon resist for this project.





Week 3


### **M.C Escher Tessellations.**


Students will explore the concept of patterns and repeating congruent shapes. They will create a two-dimensional composition by altering geometric tessellating polygons. Students will study the works of M.C. Escher to create Escher-like drawings.



- 1-Did the artist place black against white in a contrasting pattern so that you are able to identify the design motif?
- 2-Is the design motif simple or complex? Did the artist use imagination in creating the des

Week 4	<b>Paul Klee</b> <p>Students will identify visual elements and principles of design in Paul Klee paintings. They will explore the concepts of balance, harmony and unity in their artwork. Students will explore color as they create a painting in the style of Paul Klee using tempera paints.</p> 	<p>1-Did the artist achieve the goal of creating an outdoor landscape of natural forms and buildings in the style of Paul Klee?</p> <p>2-Did the artist explore the color schemes and values in creating a pleasing harmony and balance in a “Klee-like” painting?</p>
Week 5	<b>Paul Klee (to finish)</b>	
Week 6	<b>Egyptian Wall paintings</b> <p>Students will observe and analyze elements in ancient Egyptian Wall Paintings. Students will create an imitation of an Egyptian wall fragment from an Egyptian tomb using plaster board and watercolors.</p> 	<p>1-What did the artist do to make his fragment look like an authentic Egyptian Wall Painting?</p> <p>2-Did the artist follow the strict Egyptian rules of art?</p>

Week 7	<b>Michelangelo</b>	
	<p>Students will select a Michelangelo Sistine Chapel figure to grid, draw and color with soft pastels, shading colors to “sculpt” or create volume. Students will study the career of Michelangelo and the history of the creation of the Sistine Chapel.</p> 	<p>1-Is the drawing accurate?  2-Does the figure appear to have volume?  3-Were the colors build up and blended?  4-Were the darker areas shaded?</p>
Week 8	<b>Michelangelo</b> (to finish)	
Week 9	<b>Tropical Birds</b>	
	<p>Students will learn about primary, secondary, tertiary colors and will learn how to blend colors while making a color wheel. They will draw tropical birds to paint them with mixed colors creating</p>	<p>1-Has the artist used many mixed colors to paint the birds?  2-Was the piece of paper used fully?</p>

	<p>brightly colored feathers. They will have to use the whole piece of</p>  <p>paper.</p>	
Week 10	<b>Inside and Outside the Window</b>	
	<p>Students will learn about hot and cold colors. They will draw a picture with a window, either from the inside or the outside of a house with a holiday theme.</p>	<p>1-Has the artist used the hot and cold colors correctly? 2-Is the drawing correct for the holiday season?</p>

Date of class:

September 8, 15, 22, 29

October 6, 20, 27

November 3, 10, 17